



**National Drug Court
Resource Center**

Data Digest

ISSUE 1

Treatment Court Funding



BJA
Bureau of Justice Assistance
U.S. Department of Justice





Introduction

Treatment courts generally rely on local, state, and federal funding to operate their programs. This issue of the National Drug Court Resource Center’s *Data Digest* provides data regarding funding for adult drug courts, veterans treatment courts, and tribal healing to wellness courts from FY2016–FY2021. Bureau of Justice Assistance (BJA) Drug Court Discretionary Grant Program funding is competitively awarded through a peer review process. Funding is used to implement new programs, expand and enhance existing programs, and support statewide efforts to expand treatment court services.

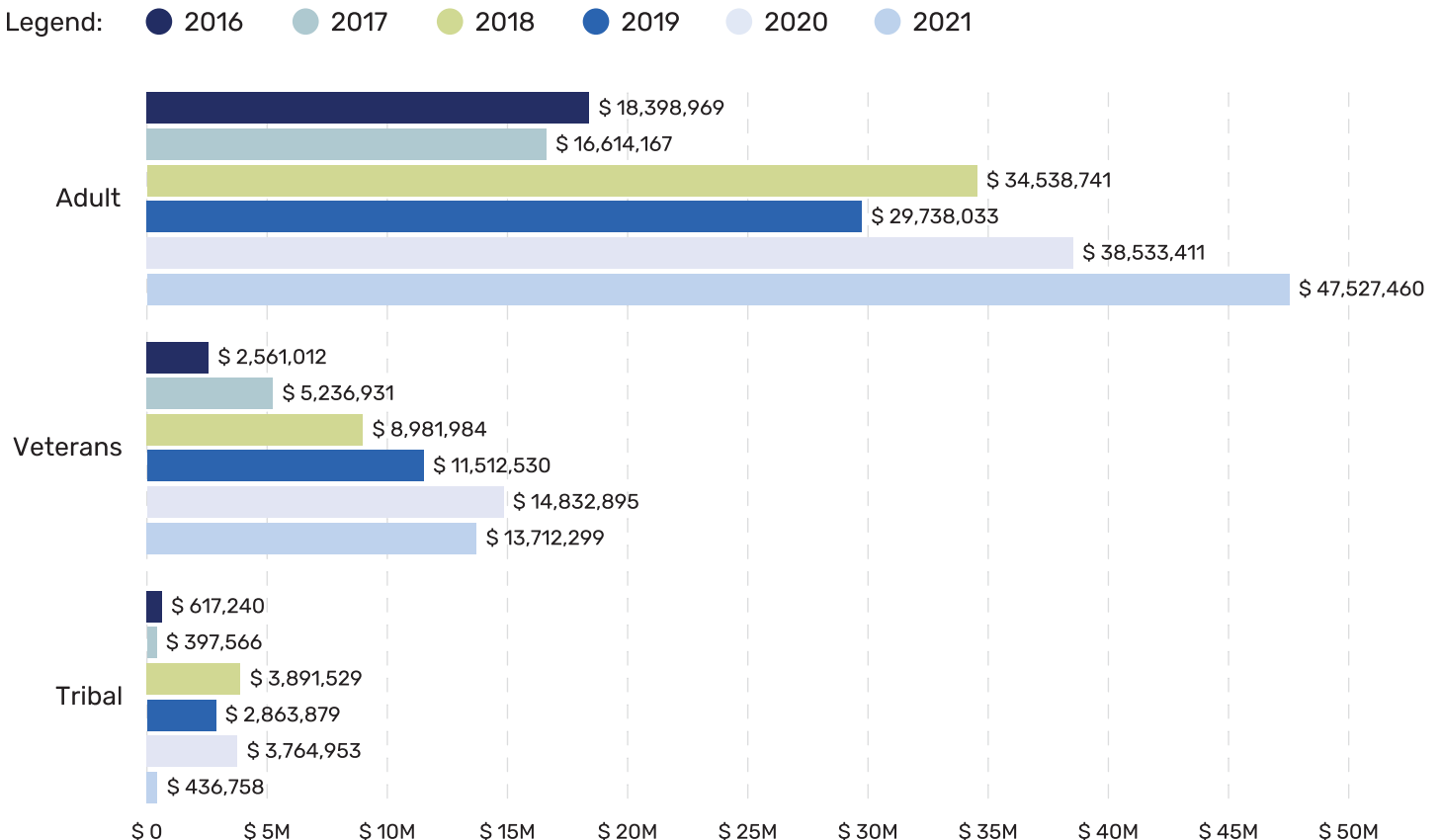
The data presented in Figures 1, 3, and 4 provide an overview of the allocation of funds made for fiscal years 2016–2021. The maps presented in Figures 1.5, 1.6, and 1.7 present the total number of awards by court type, year, and state/territory.

What is most notable is that the total amount of funding for treatment courts has more than doubled between FY2016–FY2021. Moreover, the total number of states/territories receiving funding has increased over time, and there has been a diversification in the types of courts receiving BJA funding.

If you have any questions concerning the data presented, please contact the National Drug Court Resource Center (NDCRC) at ndcrc@uncw.edu.

Funding by Fiscal Year and Court Type (U.S. Dollars)

Figure 1

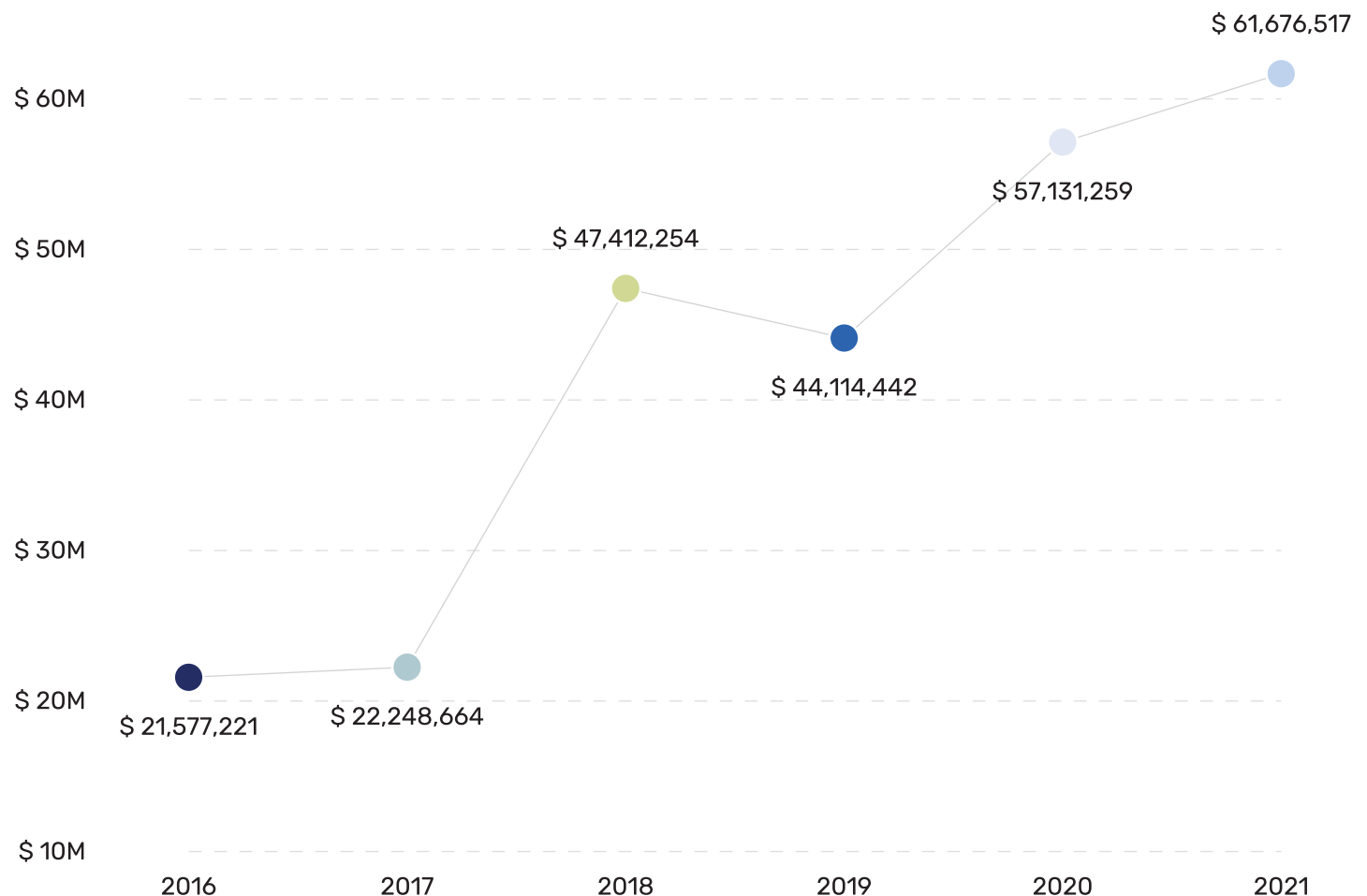


A Bigger Picture

Over the course of the last 6 fiscal years, the amount of funding provided to treatment court programs around the United States and its territories has more than doubled. BJA provided \$21.5 million in FY2016 as compared to \$61.6 million in FY2021, which represents a 186 percent increase in funding. Between FY2016–FY2020, the total number of awards made annually by BJA increased by 95 percent. There was a reduction in the number of awards made in FY2021, which was due to fewer applications for funding received. This reduction in applications was likely due to the COVID-19 pandemic. A total of 63 awards were given in FY2016, 53 in FY2017, 83 in FY2018, 90 in FY2019, 123 in FY2020, and 95 in FY2021. In summary, BJA has collectively awarded \$254,160,357 through 507 awards to programs, tribes, and states/territories in the United States between FY2016–FY2021.

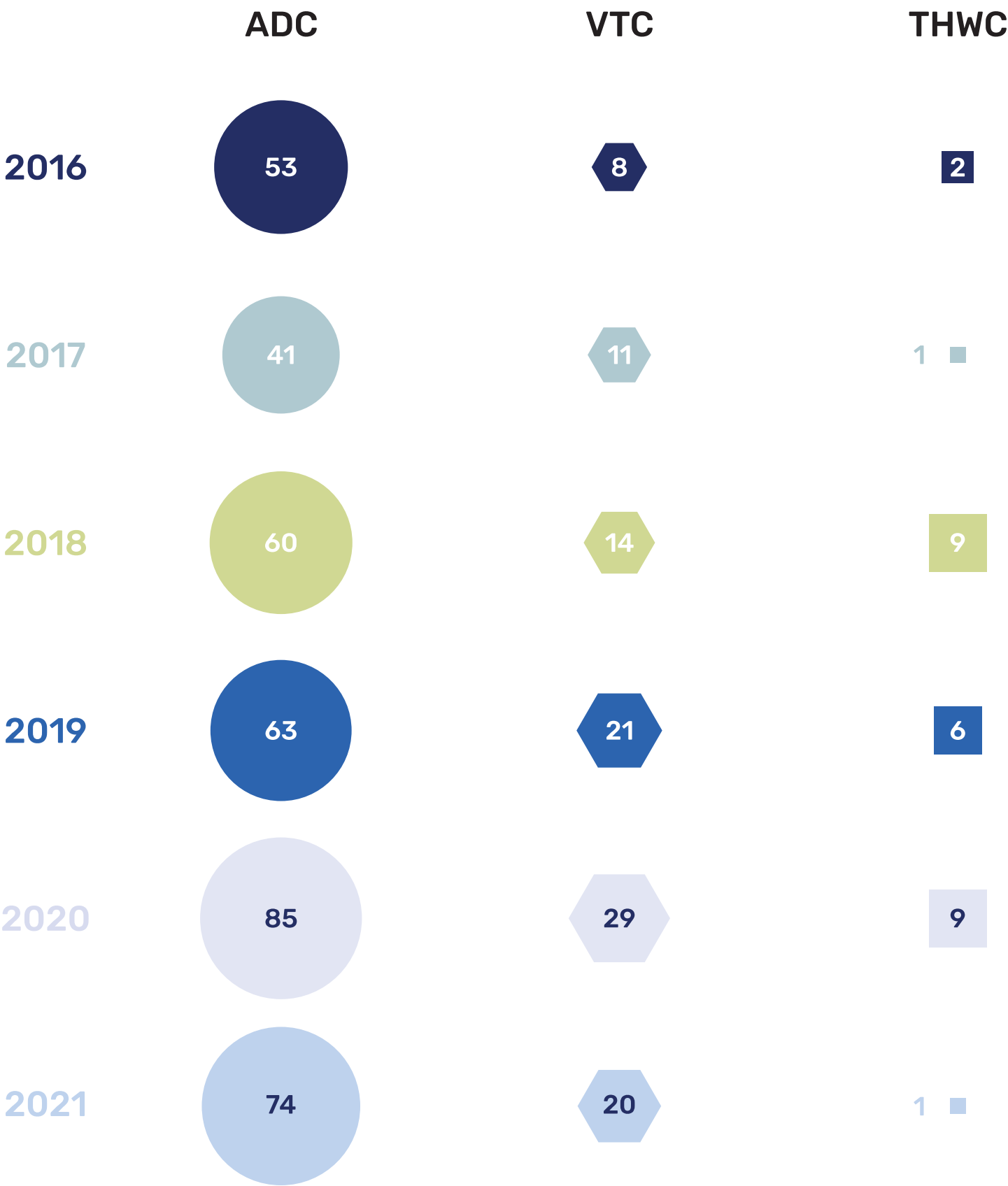
Total Funding by Fiscal Year (U.S. Dollars)

Figure 2



Number of Courts Funded by Type & Fiscal Year

Figure 3



How much was awarded?

Bureau of Justice Assistance funding allocated to programs, tribes, and states/territories for FY2016–FY2021 by state/territory is detailed in Figures 4.1–4.6. The total number of states/territories receiving funding has varied between 27 in 2017 and 39 (in both 2018 and 2019). Beginning in 2018, there was an observed increase in the amount of funding awarded, which corresponds with the increase in overall funding from BJA.

What states/territories were awarded the most funding by year?



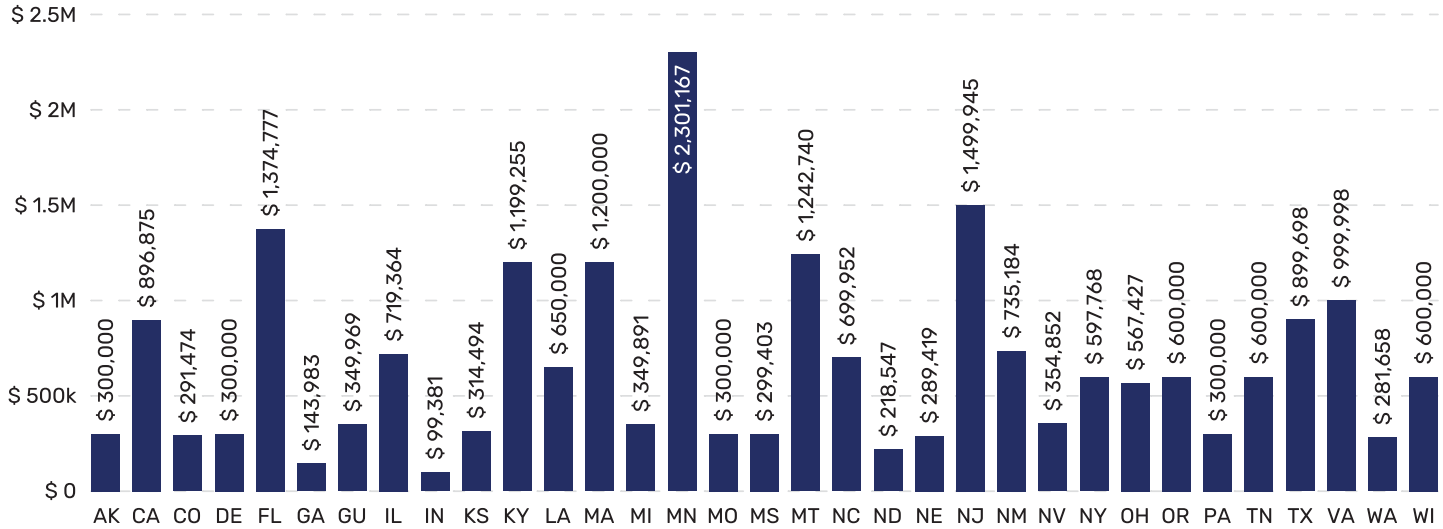
Funding Allocation by Year & State/Territory

Figure 4

2016

BY STATE/TERRITORY

Figure 4.1



Note

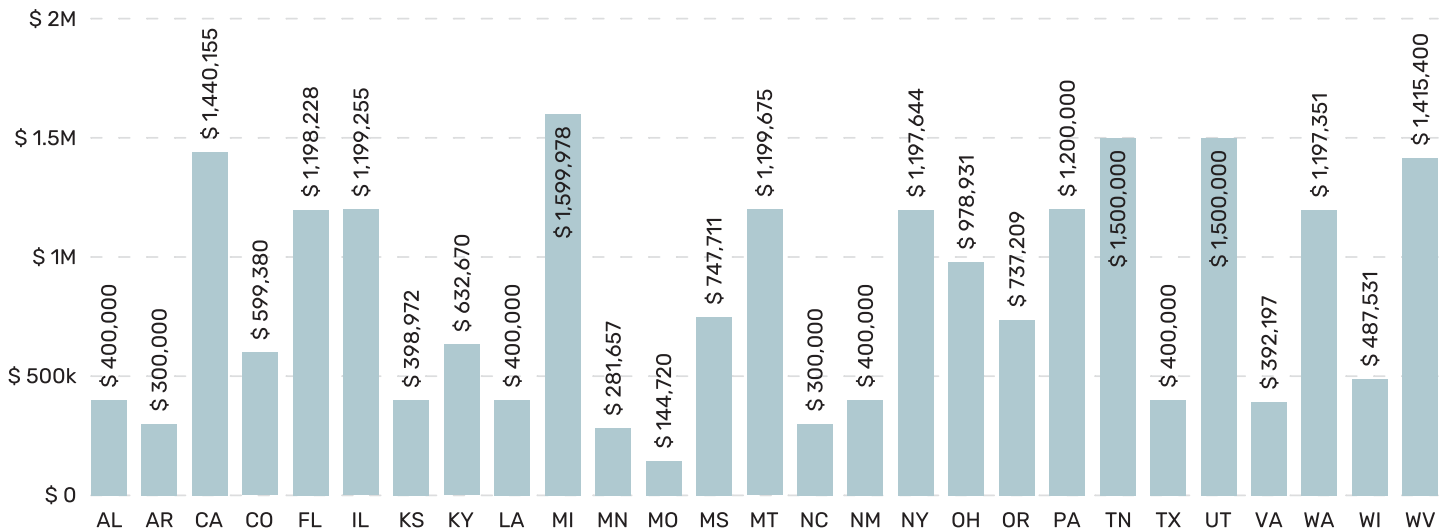
Appropriations: ADC \$42,000,000/VTC \$6,000,000

Statutory Authority: 42 U.S.C. § 3797u, et seq.

2017

BY STATE/TERRITORY

Figure 4.2



Note

Appropriations: ADC \$43,000,000/VTC \$7,000,000

Statutory Authority: 42 U.S.C. § 3797u, et seq.; awards may also be funded under statutory authority provided by a full-year appropriations act for FY 2017. As of the writing of this solicitation, the Department of Justice is operating under a short-term "Continuing Resolution;" no full-year appropriation for the Department has been enacted for FY 2017.

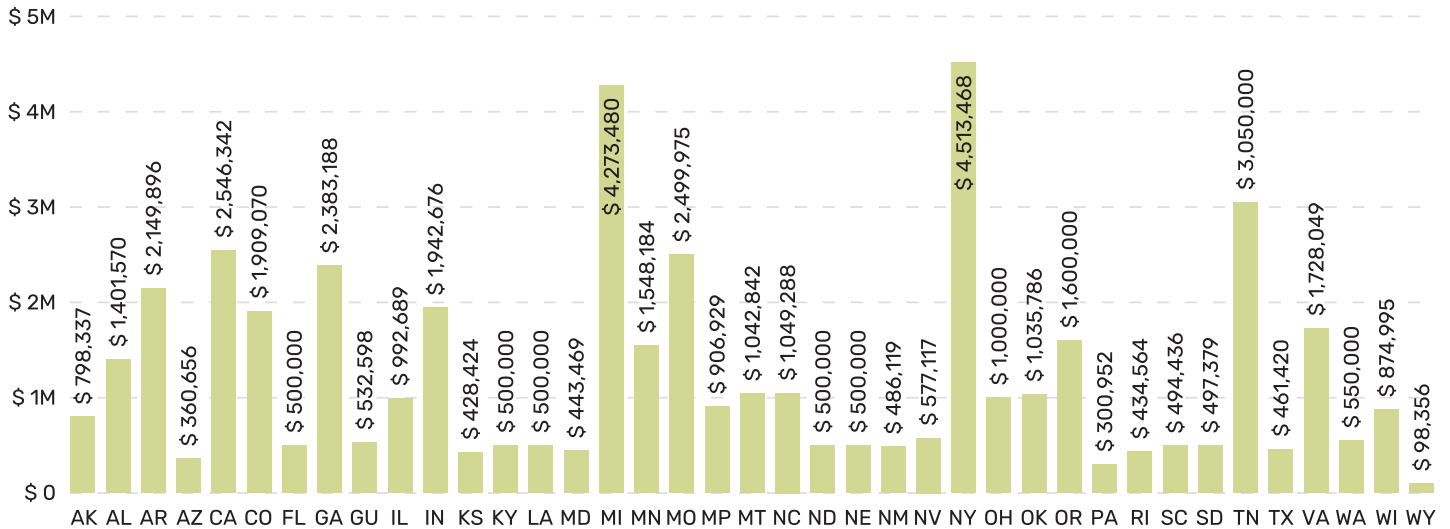
Funding Allocation by Year & State/Territory (Cont.)

Figure 4 (Cont.)

2018

BY STATE/TERRITORY

Figure 4.3



Note

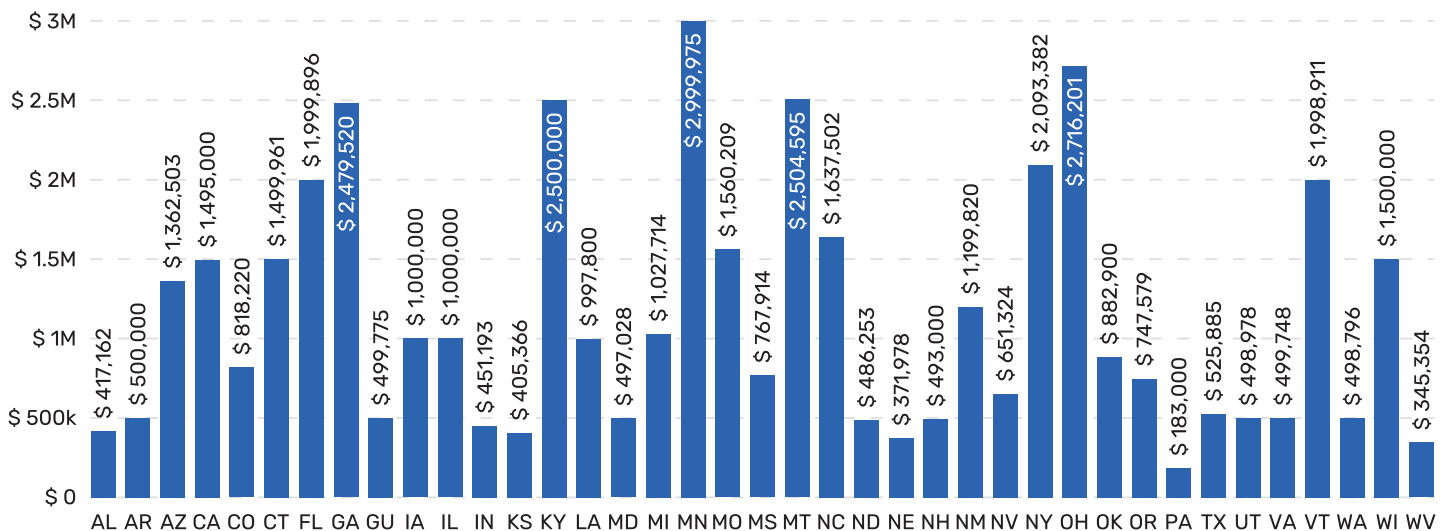
Appropriations: ADC \$75,000,000/VTC \$20,000,000

Statutory Authority: 34 U.S.C. § 10611, et. seq.; additional authority for awards under this solicitation is provided by the Consolidated Appropriations Act, 2018, 132 Stat. 348, 422.

2019

BY STATE/TERRITORY

Figure 4.4



Note

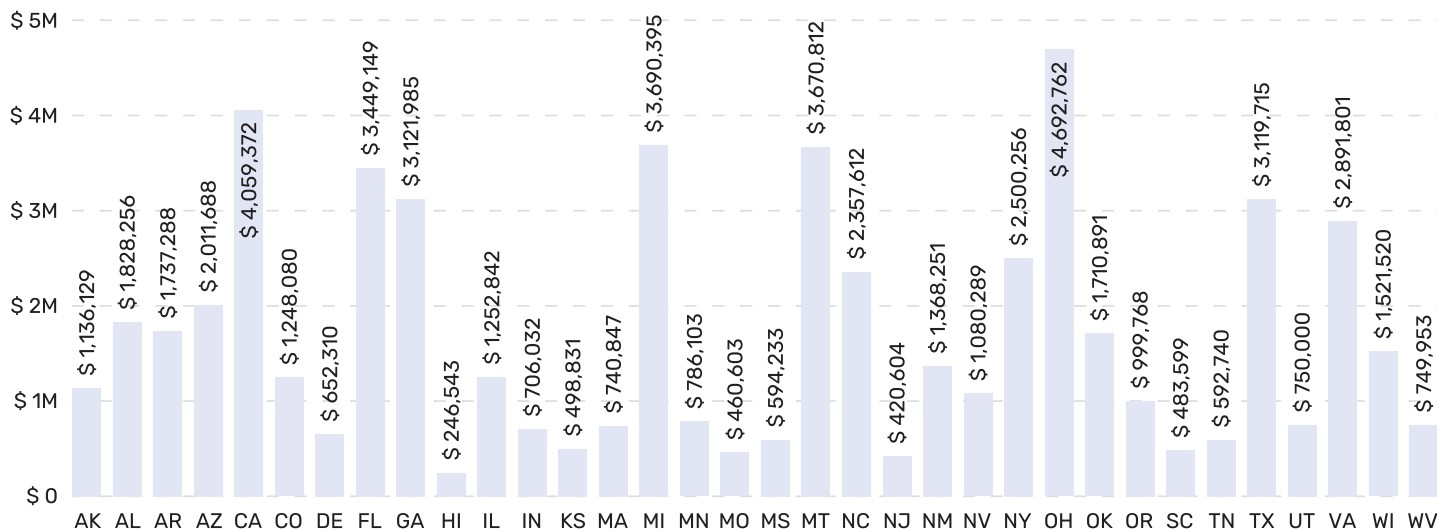
Appropriations: ADC \$77,000,000/VTC \$22,000,000

Statutory Authority: 34 U.S.C. § 10611, et seq. Additional authority for awards made under this solicitation may be provided by a full-year appropriations act for FY 2019. As of the writing of this solicitation, the Department of Justice is operating under a short-term continuing resolution; no full-year appropriation for the Department has been enacted for FY 2019.

2020

BY STATE/TERRITORY

Figure 4.5



Note

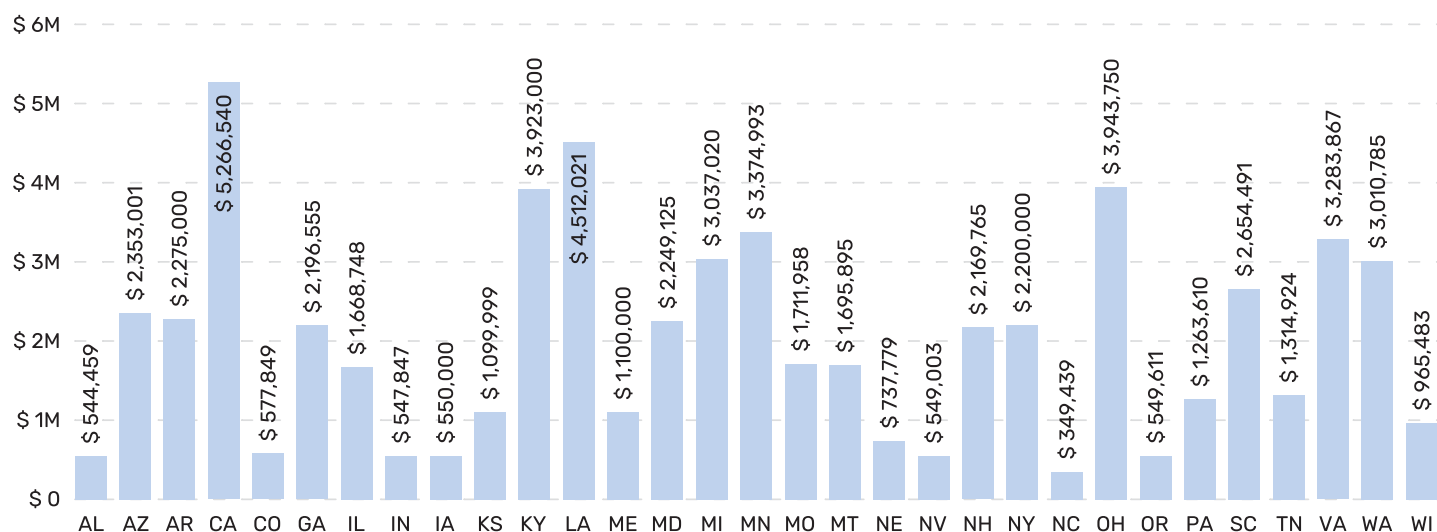
Appropriations: ADC \$80,000,000/VTC \$23,000,000

Statutory Authority: 34 U.S.C. § 10611, et seq., and Consolidated Appropriations Act, 2020, Pub. L. No. 116-93, 133 Stat 2317, 2409.

2021

BY STATE/TERRITORY

Figure 4.6



Note

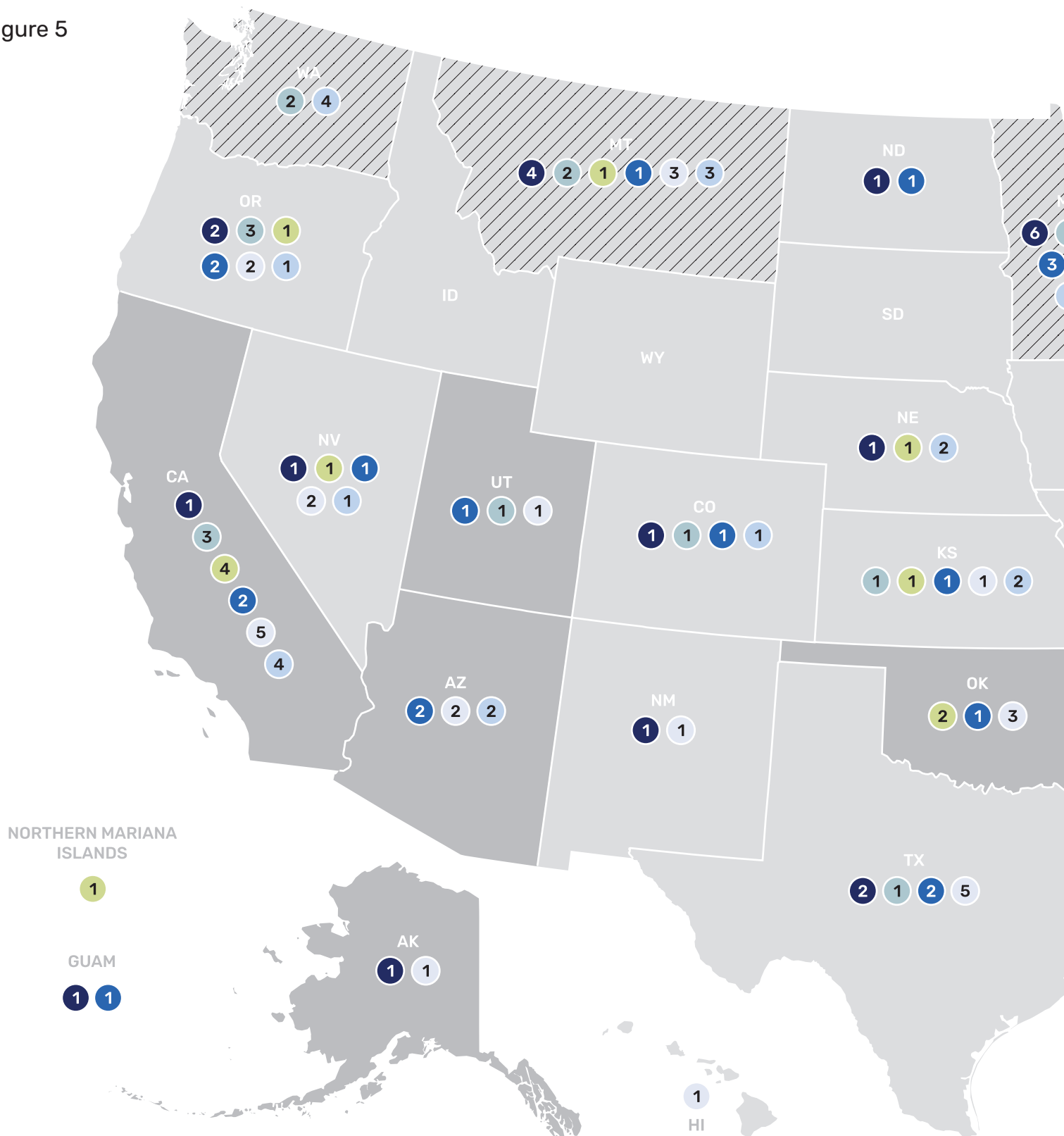
Appropriations: ADC \$83,000,000 /VTC \$25,000,000

Statutory Authority 34 U.S.C. § 10611, et seq. Any awards under this solicitation would be made under statutory authority provided by a full-year appropriations act for FY 2021. As of the writing of this solicitation, the Department of Justice is operating under a short-term "Continuing Resolution;" no full-year appropriation for the Department has been enacted for FY 2021.

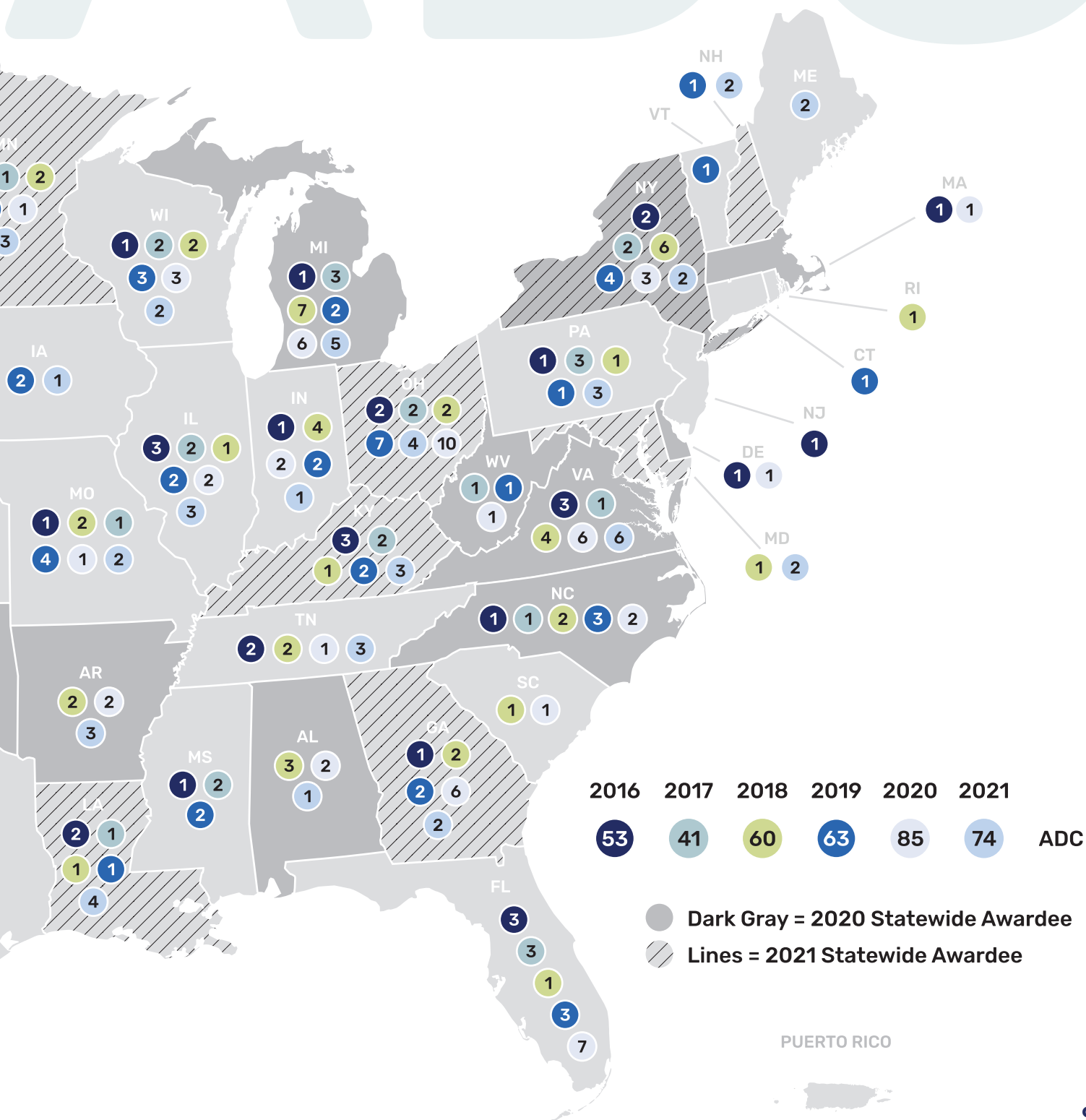
Who was awarded ADC fund

During FY2016–FY2021, BJA made competitive awards to 376 Adult Drug Courts (ADC). In addition, 10 states received statewide awards for ADCs in FY2021.

Figure 5



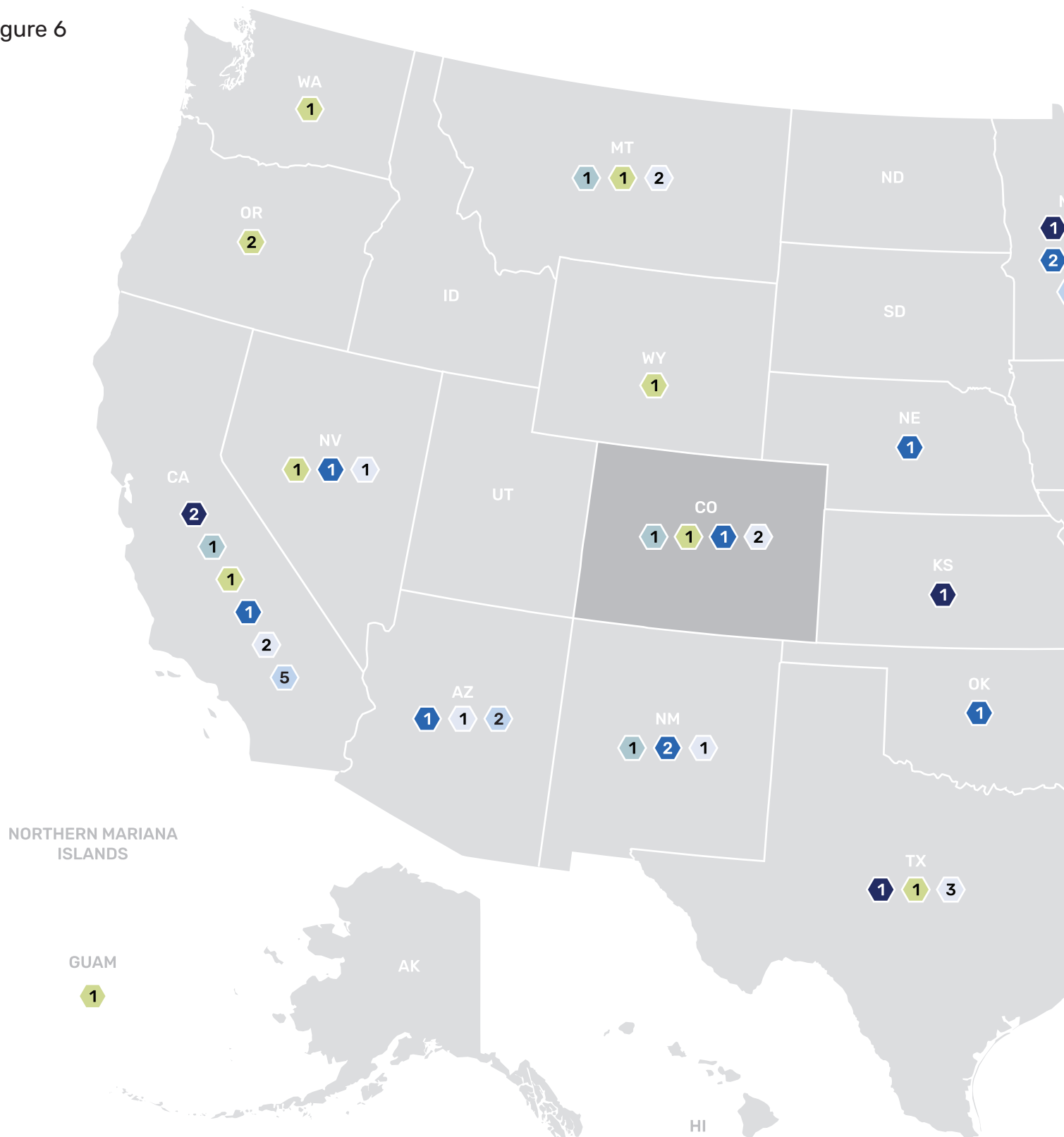
ing?



Who was awarded VTC funding

During FY2016–FY2021, BJA made competitive awards to 103 Veterans Treatment Courts (VTC). In addition, two states received statewide awards for VTCs in FY2021.

Figure 6

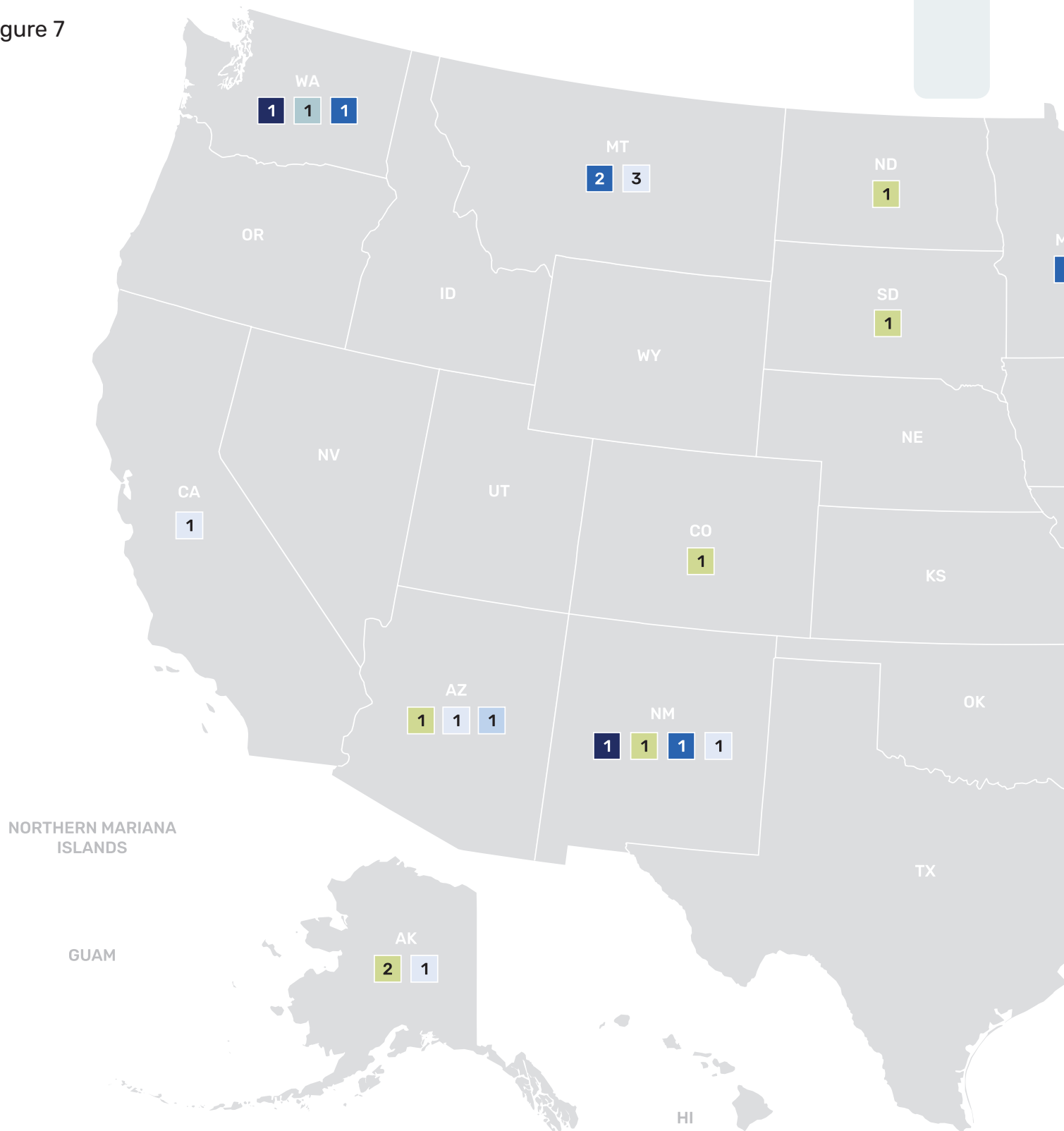




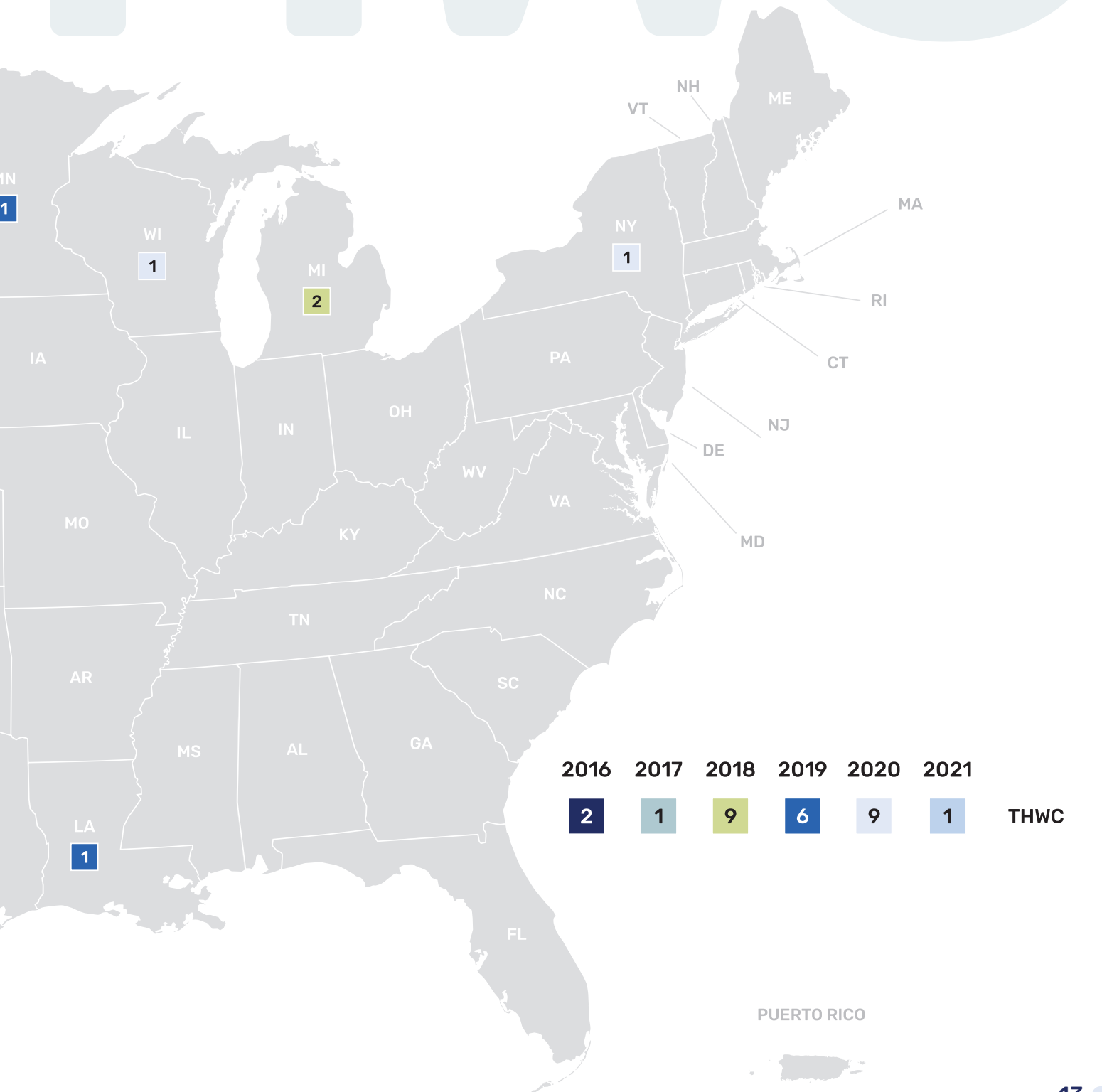
Who was awarded THWC fun

During FY2016–FY2021, BJA made competitive awards to 28 Tribal Healing to Wellness Courts (THWC).

Figure 7



ending?



What is the Data Digest?

The National Drug Court Resource Center produces a periodical *Data Digest*, which presents visual representations of treatment court data, data from funding agencies, and other important data sources. The purpose of the *Data Digest* is to contextualize data to paint a more complete picture of the research and resources in the field. One of the NDCRC's goals is to provide multiple accessible sources of data and research for a wide range of audiences.

Each issue will focus on one specific topic of interest to treatment court practitioners. If you have suggestions for future topics, please email ndcrc@uncw.edu.

About Us

The National Drug Court Resource Center's (NDCRC) mission is to equip treatment court practitioners with an array of resources relevant to the field. Since October 2019, the NDCRC has been housed at the University of North Carolina Wilmington in Wilmington, North Carolina.







**Disseminate.
Collaborate.
Research.
Create.**

ndcrc.org



(910) 962-2440
ndcrc@uncw.edu



National Drug Court Resource Center
University of North Carolina Wilmington
680 S. College Road
Wilmington, North Carolina 28403-5978